What low-demand art means

A guide for adults supporting children, teens, and other people.

A creative outlet, with room to choose

These resources offer ways to make marks, explore materials, or express something without having to explain it in words. Some people find art helpful when they feel overwhelmed; others prefer quiet, movement, familiar play, or no activity. Art is an option, never a requirement.

Low demand describes the conditions

The person controls whether to participate, what to make, which materials to use, whether to accept help, and when to stop. There is no required finished product, lesson, emotional disclosure, or improvement to demonstrate.

Simple is not always easier

A blank page may feel freeing or difficult. A pattern may feel reassuring or restrictive. Offer a familiar option first if that is preferred. Do not ask someone to choose from the entire collection during overwhelm.

Who these pages are for

Children, teens, and adults who want an adaptable starting point. The pages use neutral shapes so older people are not limited to preschool imagery. No PDA diagnosis is needed. Match materials and assistance to the person, rather than to an age label.

Offering art during overwhelm

A guide for adults supporting children, teens, and other people.

Make the environment easier first

Reduce unnecessary talking, noise, bright light, and expectations where possible. If there is immediate danger, focus on safety and familiar support. Do not introduce an art task during a crisis or insist that someone calm down through art.

Leave one familiar option within reach

If art is usually welcome, place paper and a familiar tool nearby without interrupting. You might say, "There is paper here if you want it." Saying nothing can also be appropriate. Do not repeat the invitation or wait expectantly.

Support expression without interpreting it

Fast marks, repeated marks, dark colors, or unfinished pages do not need an explanation. Do not infer a diagnosis or emotional meaning from the picture. Let the person decide whether to discuss, display, keep, or discard it.

Stop when the offer adds pressure

If the page, choices, adult attention, or materials increase distress, remove the expectation and give space. Declining the activity is useful information. A person can enjoy art later even if it is unwelcome today.

Practical help for adults

A guide for adults supporting children, teens, and other people.

Make setup and cleanup manageable

Use scrap paper and dry materials for a low-mess start. Larger paper and thick tools may be easier for some people. Avoid smells, textures, and sounds the person dislikes. Use age-appropriate, non-toxic supplies; supervise small parts and scissors as needed.

Keep help under the person's control

Ask once, if needed: "Would you like me to hold the paper, draw something, or leave it with you?" Avoid correcting, touching the work, photographing it, or praising performance without knowing whether that attention is welcome.

If mistakes become upsetting

Acknowledge the frustration without insisting the mistake is beautiful or useful. Offer another page, tracing, a reference, adult drawing help, or a pause if wanted. Do not turn the activity into practice at tolerating mistakes.

Using and printing these resources

Print the worksheet pages individually at actual size. Use the matching US Letter or A4 edition. Keep this adult guide separate from the person's workspace. All worksheet pages intentionally have spacious layouts and minimal wording.

Evidence and limits

The design draws on PDA Society guidance about hobbies, pressure, initiation, and perfectionism, and NAEYC guidance on process-focused art. This specific collection has not been tested as a treatment. It is a creative resource, not art therapy. Sources and links appear on the webpage.

Room for marks

Use this page any way you like. You can stop whenever you want.

A few starting points

Use this page any way you like. You can stop whenever you want.

Lines that wander

Use this page any way you like. You can stop whenever you want.

Big spaces

Use this page any way you like. You can stop whenever you want.

Small spaces

Use this page any way you like. You can stop whenever you want.

Repeating curves

Use this page any way you like. You can stop whenever you want.



A page in pieces

Use this page any way you like. You can stop whenever you want.

Somewhere to start

Use this page any way you like. You can stop whenever you want.

A wide path

Use this page any way you like. You can stop whenever you want.

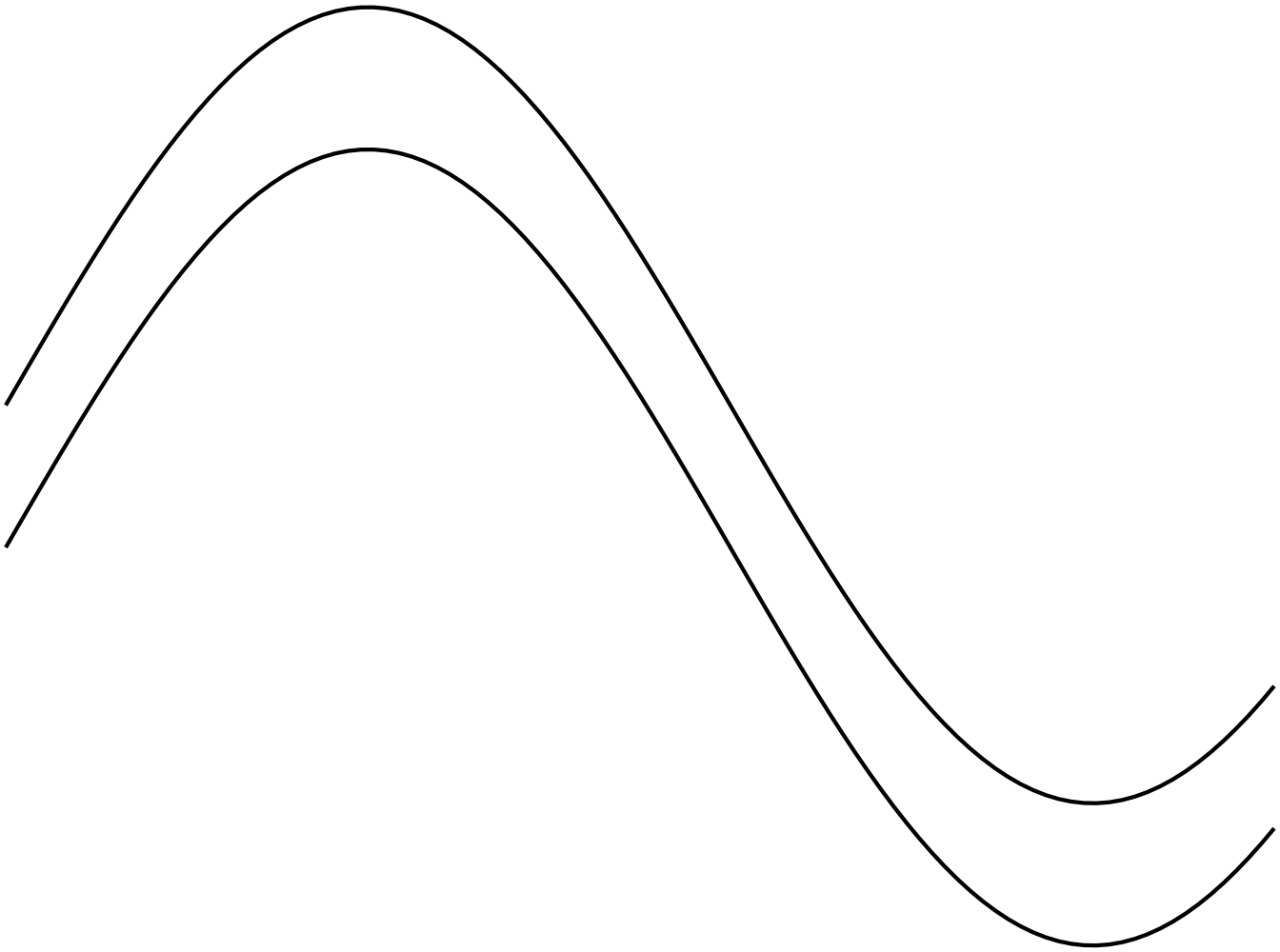

Shapes to rearrange

Use this page any way you like. You can stop whenever you want.

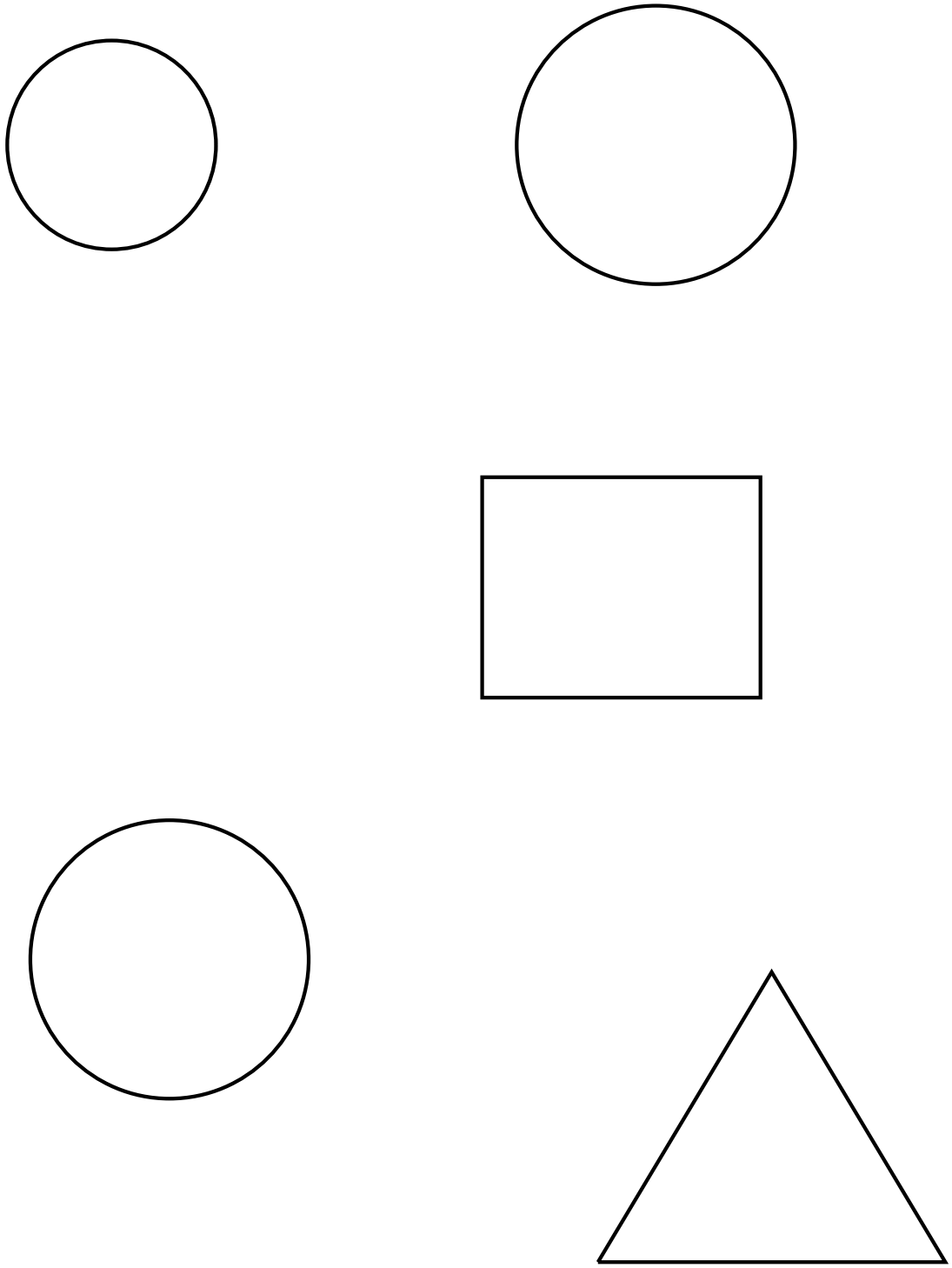

Two spaces together

Use this page any way you like. You can stop whenever you want.

Room for a big idea

Use this page any way you like. You can stop whenever you want.